

watchTVEverywhere

Enjoy the entertainment you love any time, anywhere on your TV, computer, laptop, or phone! Stream live and past content on over 100 channels!



New MTCO TV Customers:

Please wait two business days after your new service installation to register so the watchTVEverywhere feature can be activated in our system.

How do I use watchTVEverywhere?

It's easy to start using watchTVEverywhere. The first step is registration.

Please note: You will need your 9-digit MTCO Account Number (located on the upper right-hand corner of your MTCO bill)

to register.

- 1) Go to www.mtco.com and click on **watchTVEverywhere** under the **My Account** tab.
- 2) Click on **Sign Up Now** which is located just below the **Login** button.
- 3) On the **Registration** screen, you will need to enter:
 - Your 9 digit MTCO Account Number.
 - Correct spelling of the Last Name on your billing statement.
 - Enter you full name, email, and create a password.
 - Check the "I'm not a robot" box and then click **Submit**.
- 4) The next screen will ask you to click on the **Create Account** tab to confirm your email address. Next, check your inbox for the confirmation email and click on the activation link. You can now log in to your account.

Just click on the channel you want, and sit back and enjoy! Some channels can be accessed immediately, or just follow the given instructions or download that site's channel app, if required.

A child away at school? Multiple users wanting to use watchTVEverywhere?

Register up to **FOUR** users on each TV service account!

- 1) Once you log in to your watchTVEverywhere account, click on "Manage Account" near the top of the page, then click on "Register New Account" and complete the registration information for each additional user. (You will again need your 9 digit MTCO Account Number and Last Name as it appears on your billing statement.)


Check your mobile data plan before you start using watchTVEverywhere as it could count against your data plan.



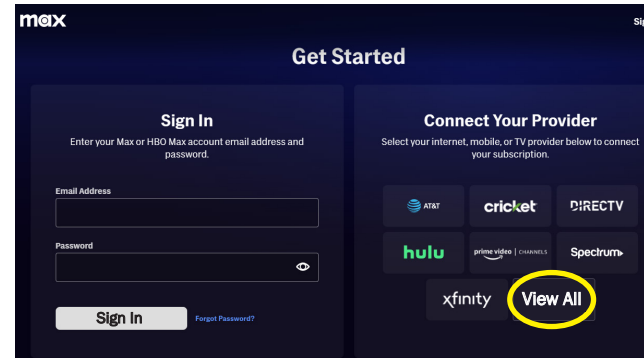


1) Log in to your account at www.watchtveverywhere.com and click on the **max** logo.

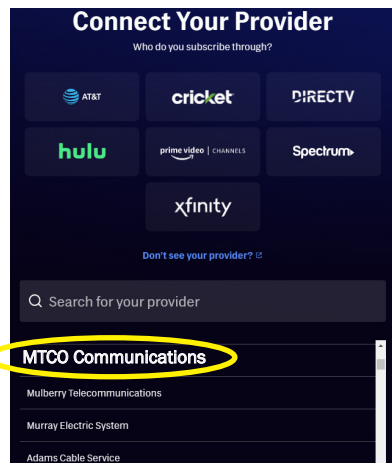
Click on "Sign In" in the upper right-hand corner. (If you already have an HBO Max account you can enter your email and password on this screen to sign in).



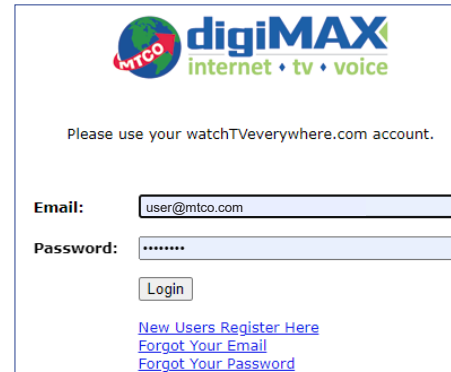
2) Click on "View All" in the bottom right-hand corner. (If you already have a Max or HBO Max account, enter your email and password under the **Sign In** section).



3) In the next window, scroll down and select "MTCO Communications."



4) Log in with your MTCO wTVE account credentials.



For future log ins, download the Max app to your device. Account includes 5 user profiles and 3 concurrent device streams.

The Max streaming app is supported on the following devices:

- Amazon Fire (tablet and TV)
- Android phones, tablets, and TV
- Apple TV
- iPhone and iPad
- PCs, Macs, Chromebooks, and Chromecast

- PS 4 and PS 5
- Roku
- Smart TVs (LG, Samsung, VIXIO, and more)
- Xbox One and Xbox Series X/S

Max is available only for the primary wTVE account holder in a household. Sub-accounts cannot access Max.



800-859-MTCO (6826) • www.mtco.com

For additional details on using Max you can view the Help Menu when using the app, or visit help.max.com